

RE/MAX
ESTATE PROPERTIES

WEST SIDE

MARKET
INTELLIGENCE
REPORT



2023

RE/MAX
ESTATE PROPERTIES

WEST SIDE

MARKET
INTELLIGENCE
REPORT

...BROUGHT TO YOU BY



RE/MAX ESTATE PROPERTIES

DRE # 01879720

WE ARE THE COAST | RE/MAX ESTATE PROPERTIES | MALAGA COVE OFFICE
310.378.9494 | MARKETING@EPLAHOMES.COM

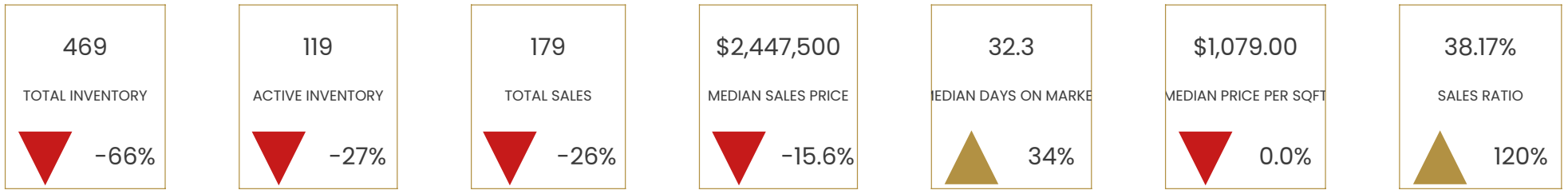
\$4 BILLION
2022 DOLLAR VOLUME

500+
REAL ESTATE AGENTS

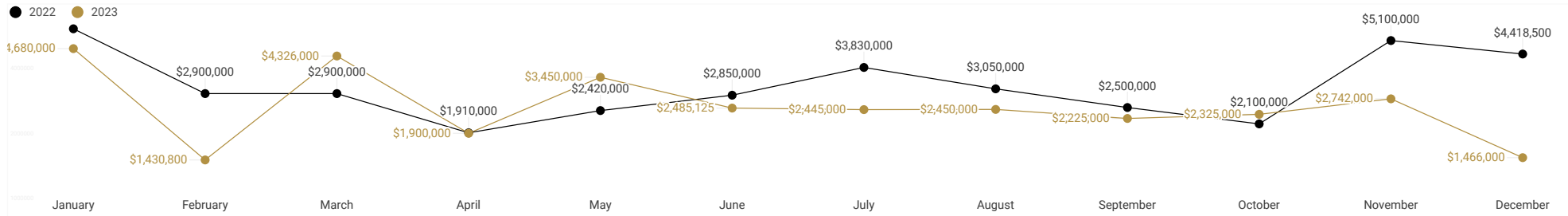
#1 SOUTH BAY
HELPING 3,800+ FAMILIES YEARLY

12 OFFICES
WE ARE THE COAST

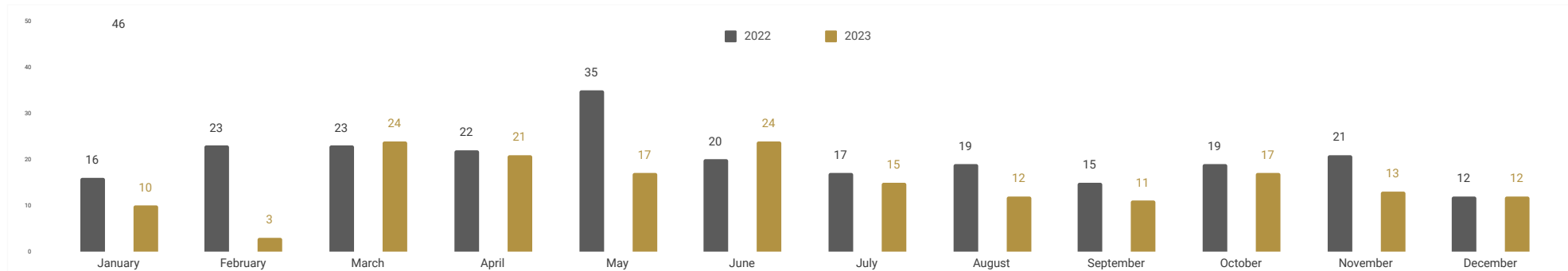
VERSUS LAST YEAR



MEDIAN SALES PRICE – YEARLY TREND

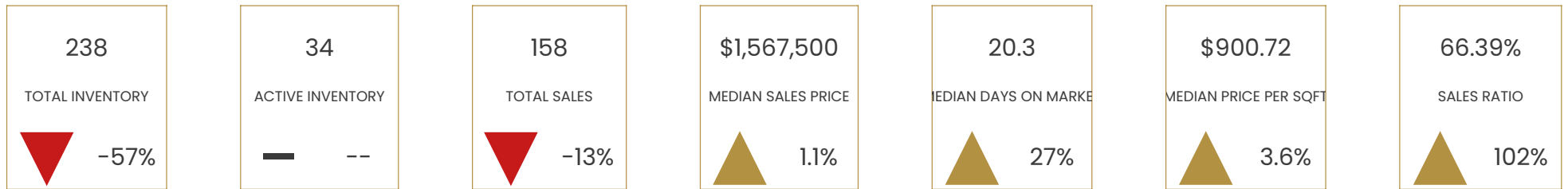


TOTAL INVENTORY – YEARLY TREND

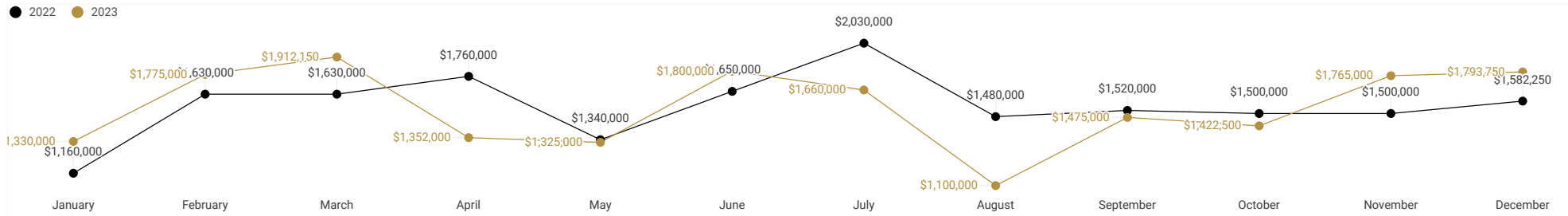


Disclaimer: If your home is currently listed by another broker this is not intended as a solicitation. All information provided is deemed reliable, but is not guaranteed and should be independently verified. This data is based in whole or in part on data supplied by the Multiple Listing Service. Neither RE/MAX Estate Properties, the Board nor its MLS guarantee or is in any way responsible for its accuracy. Data maintained by the Board or its MLS may not reflect all real estate activities in the market. Please note that due to changes in how inventory is counted, there will be a higher than normal difference between 2023 data and 2022 data as related to inventory. MLS Search parameters used: Status: Active, Active Under Contract, Closed (set dates to whole month or period pulling data for) Property Sub Type: Single Family Residence, Condominium, Townhouse, Loft, Studio, Duplex, Quadruplex, Triplex City: Santa Monica, Inglewood Areas: C01, C05, C06, C08, C09, C10, C11, C12, C13, C15, C20, C28, C29, C31, C39, WLA Map Area: Crenshaw District, Leimert Park, View Park Data Pull Date: 01.01.24

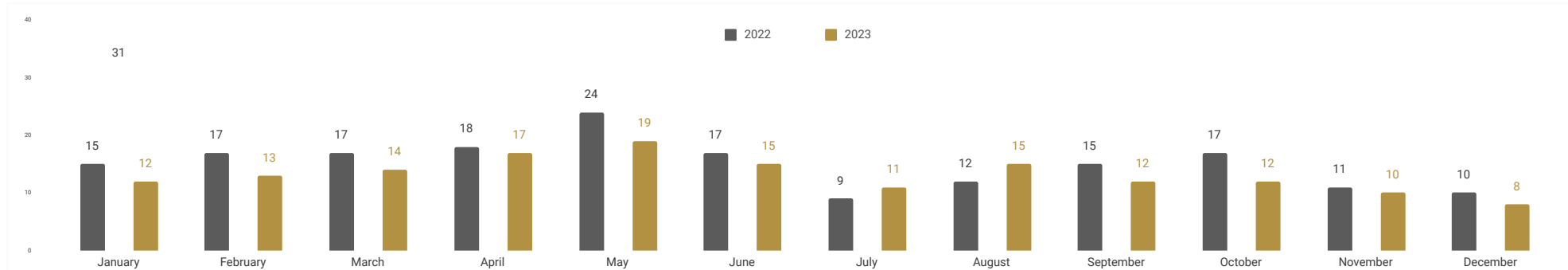
VERSUS LAST YEAR



MEDIAN SALES PRICE – YEARLY TREND

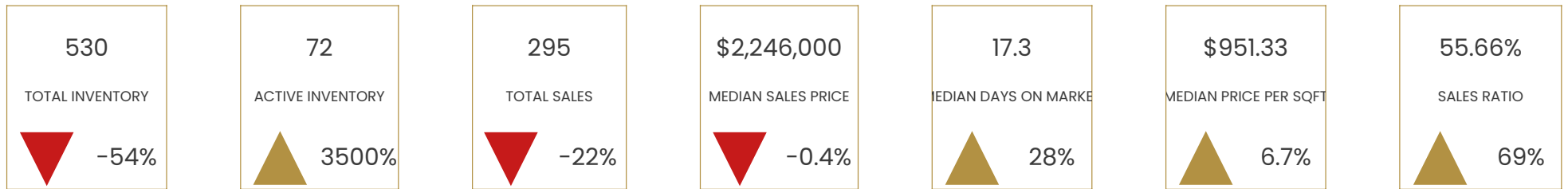


TOTAL INVENTORY – YEARLY TREND

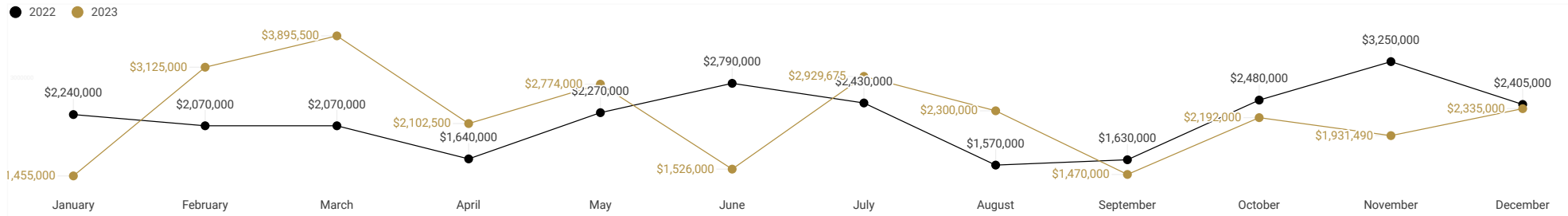


Disclaimer: If your home is currently listed by another broker this is not intended as a solicitation. All information provided is deemed reliable, but is not guaranteed and should be independently verified. This data is based in whole or in part on data supplied by the Multiple Listing Service. Neither RE/MAX Estate Properties, the Board nor its MLS guarantee or is in any way responsible for its accuracy. Data maintained by the Board or its MLS may not reflect all real estate activities in the market. Please note that due to changes in how inventory is counted, there will be a higher than normal difference between 2023 data and 2022 data as related to inventory. MLS Search parameters used: Status: Active, Active Under Contract, Closed (set dates to whole month or period pulling data for) Property Sub Type: Single Family Residence, Condominium, Townhouse, Loft, Studio, Duplex, Quadruplex, Triplex City: Santa Monica, Inglewood Areas: C01, C05, C06, C08, C09, C10, C11, C12, C13, C15, C20, C28, C29, C31, C39, WLA Map Area: Crenshaw District, Leimert Park, View Park Data Pull Date: 01.01.24

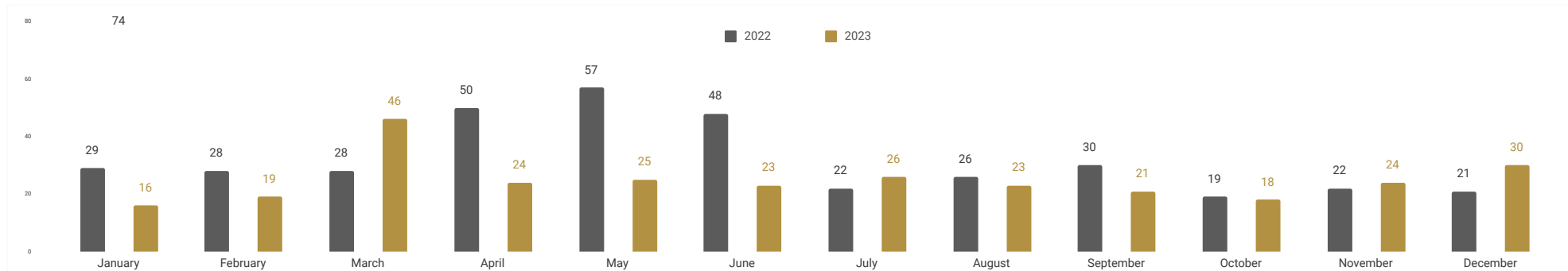
VERSUS LAST YEAR



MEDIAN SALES PRICE – YEARLY TREND

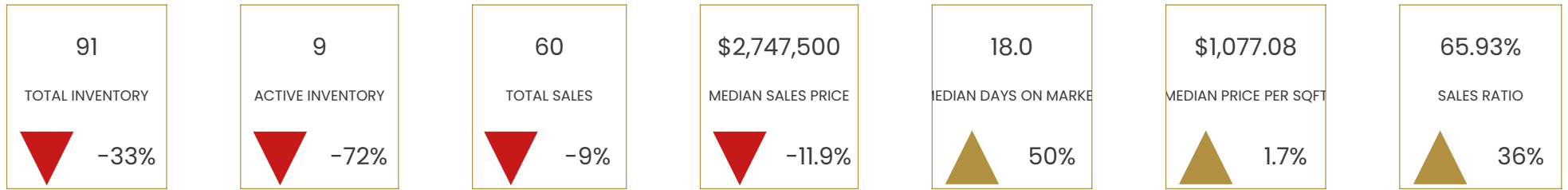


TOTAL INVENTORY – YEARLY TREND

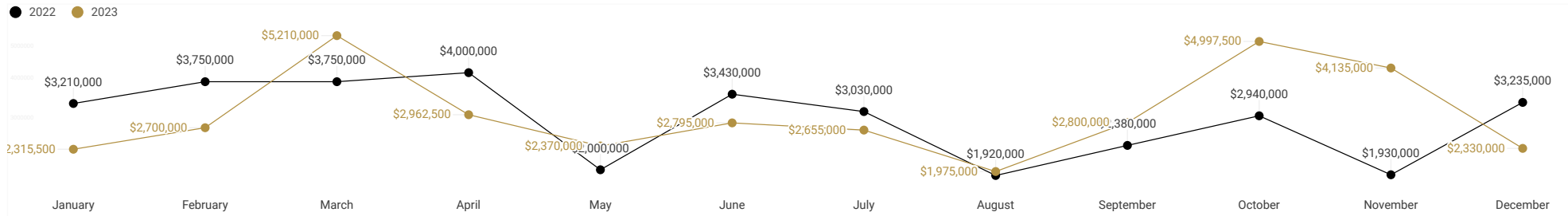


Disclaimer: If your home is currently listed by another broker this is not intended as a solicitation. All information provided is deemed reliable, but is not guaranteed and should be independently verified. This data is based in whole or in part on data supplied by the Multiple Listing Service. Neither RE/MAX Estate Properties, the Board nor its MLS guarantee or is in any way responsible for its accuracy. Data maintained by the Board or its MLS may not reflect all real estate activities in the market. Please note that due to changes in how inventory is counted, there will be a higher than normal difference between 2023 data and 2022 data as related to inventory. MLS Search parameters used: Status: Active, Active Under Contract, Closed (set dates to whole month or period pulling data for) Property Sub Type: Single Family Residence, Condominium, Townhouse, Loft, Studio, Duplex, Quadruplex, Triplex City: Santa Monica, Inglewood Areas: C01, C05, C06, C08, C09, C10, C11, C12, C13, C15, C20, C28, C29, C31, C39, WLA Map Area: Crenshaw District, Leimert Park, View Park Data Pull Date: 01.01.24

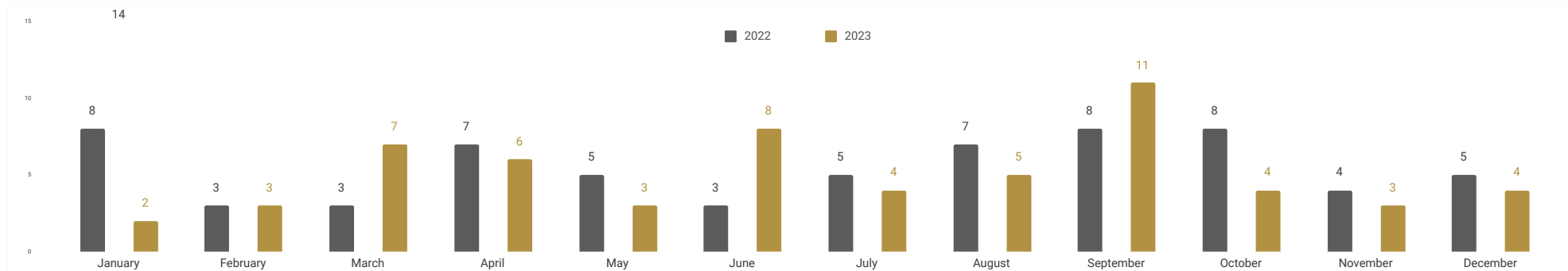
VERSUS LAST YEAR



MEDIAN SALES PRICE – YEARLY TREND

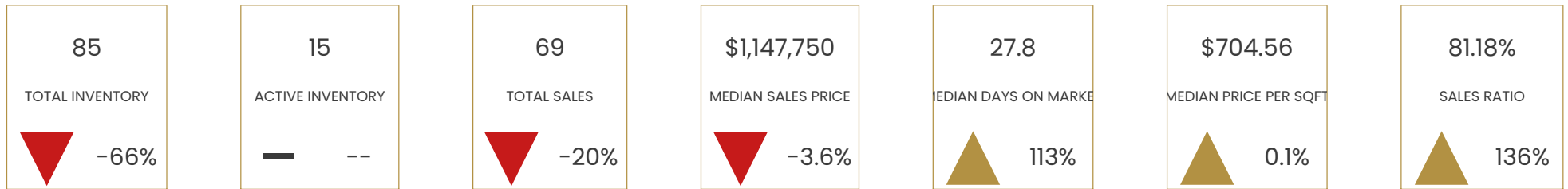


TOTAL INVENTORY – YEARLY TREND

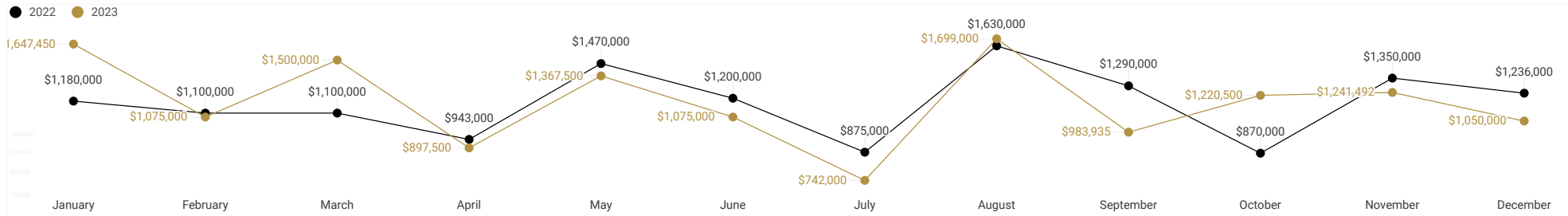


Disclaimer: If your home is currently listed by another broker this is not intended as a solicitation. All information provided is deemed reliable, but is not guaranteed and should be independently verified. This data is based in whole or in part on data supplied by the Multiple Listing Service. Neither RE/MAX Estate Properties, the Board nor its MLS guarantee or is in any way responsible for its accuracy. Data maintained by the Board or its MLS may not reflect all real estate activities in the market. Please note that due to changes in how inventory is counted, there will be a higher than normal difference between 2023 data and 2022 data as related to inventory. MLS Search parameters used: Status: Active, Active Under Contract, Closed (set dates to whole month or period pulling data for) Property Sub Type: Single Family Residence, Condominium, Townhouse, Loft, Studio, Duplex, Quadruplex, Triplex City: Santa Monica, Inglewood Areas: C01, C05, C06, C08, C09, C10, C11, C12, C13, C15, C20, C28, C29, C31, C39, WLA Map Area: Crenshaw District, Leimert Park, View Park Data Pull Date: 01.01.24

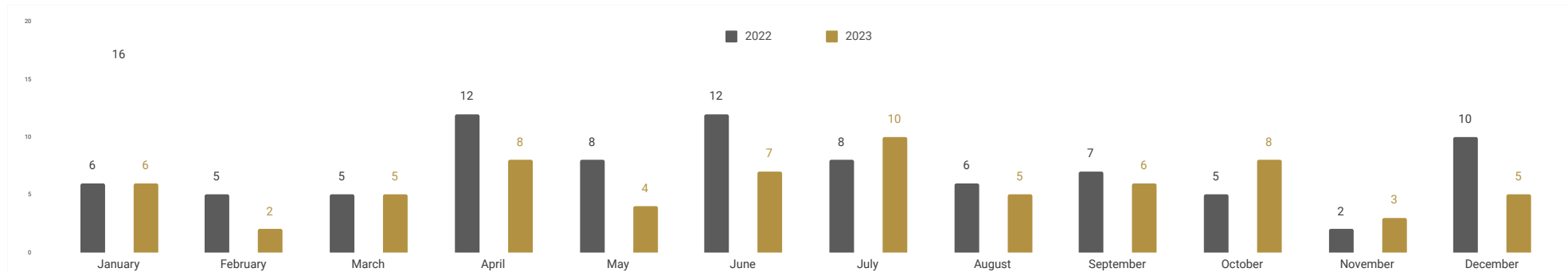
VERSUS LAST YEAR



MEDIAN SALES PRICE – YEARLY TREND

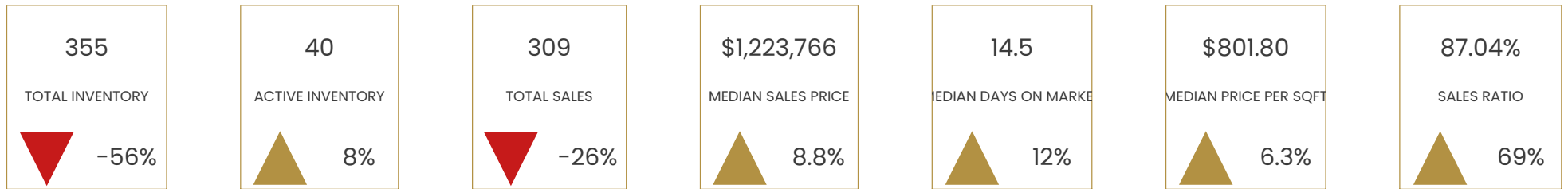


TOTAL INVENTORY – YEARLY TREND

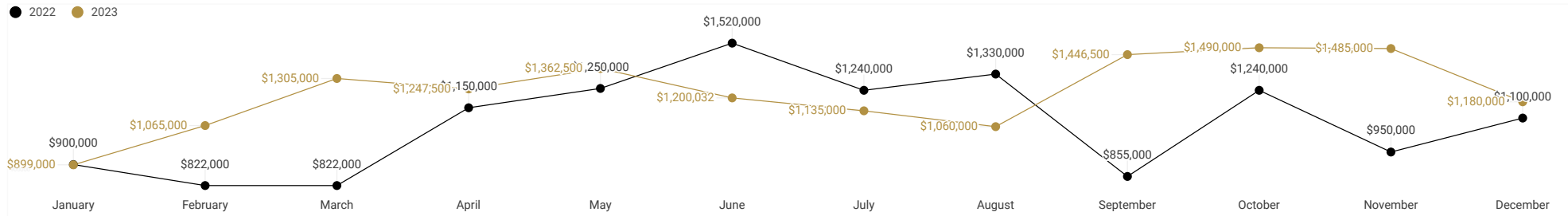


Disclaimer: If your home is currently listed by another broker this is not intended as a solicitation. All information provided is deemed reliable, but is not guaranteed and should be independently verified. This data is based in whole or in part on data supplied by the Multiple Listing Service. Neither RE/MAX Estate Properties, the Board nor its MLS guarantee or is in any way responsible for its accuracy. Data maintained by the Board or its MLS may not reflect all real estate activities in the market. Please note that due to changes in how inventory is counted, there will be a higher than normal difference between 2023 data and 2022 data as related to inventory. MLS Search parameters used: Status: Active, Active Under Contract, Closed (set dates to whole month or period pulling data for) Property Sub Type: Single Family Residence, Condominium, Townhouse, Loft, Studio, Duplex, Quadruplex, Triplex City: Santa Monica, Inglewood Areas: C01, C05, C06, C08, C09, C10, C11, C12, C13, C15, C20, C28, C29, C31, C39, WLA Map Area: Crenshaw District, Leimert Park, View Park Data Pull Date: 01.01.24

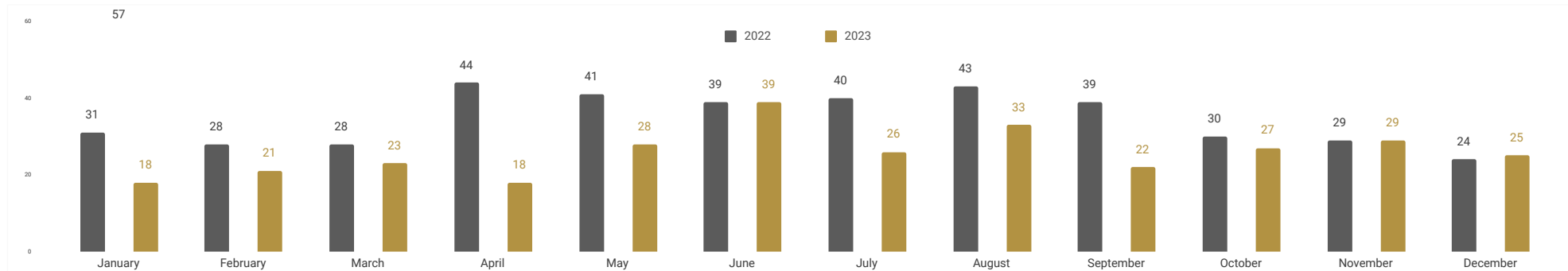
VERSUS LAST YEAR



MEDIAN SALES PRICE – YEARLY TREND

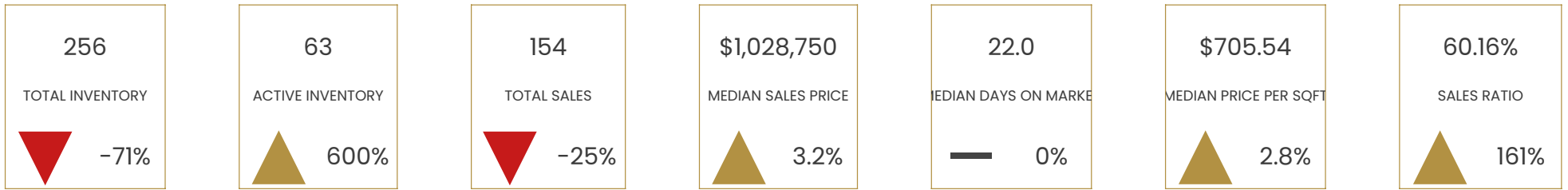


TOTAL INVENTORY – YEARLY TREND

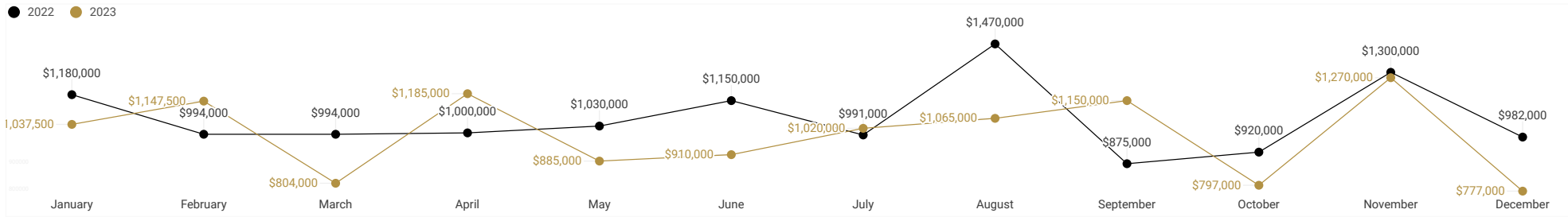


Disclaimer: If your home is currently listed by another broker this is not intended as a solicitation. All information provided is deemed reliable, but is not guaranteed and should be independently verified. This data is based in whole or in part on data supplied by the Multiple Listing Service. Neither RE/MAX Estate Properties, the Board nor its MLS guarantee or is in any way responsible for its accuracy. Data maintained by the Board or its MLS may not reflect all real estate activities in the market. Please note that due to changes in how inventory is counted, there will be a higher than normal difference between 2023 data and 2022 data as related to inventory. MLS Search parameters used: Status: Active, Active Under Contract, Closed (set dates to whole month or period pulling data for) Property Sub Type: Single Family Residence, Condominium, Townhouse, Loft, Studio, Duplex, Quadruplex, Triplex City: Santa Monica, Inglewood Areas: C01, C05, C06, C08, C09, C10, C11, C12, C13, C15, C20, C28, C29, C31, C39, WLA Map Area: Crenshaw District, Leimert Park, View Park Data Pull Date: 01.01.24

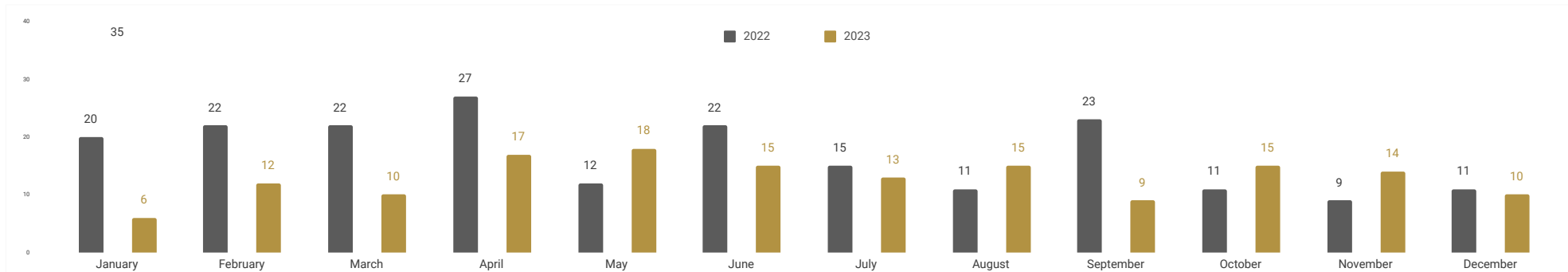
VERSUS LAST YEAR



MEDIAN SALES PRICE – YEARLY TREND

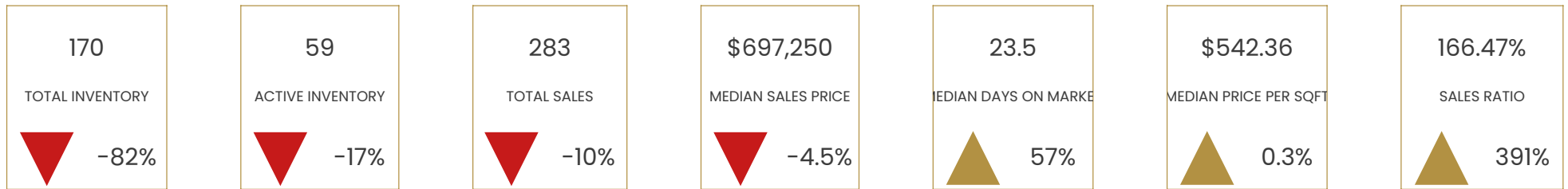


TOTAL INVENTORY – YEARLY TREND

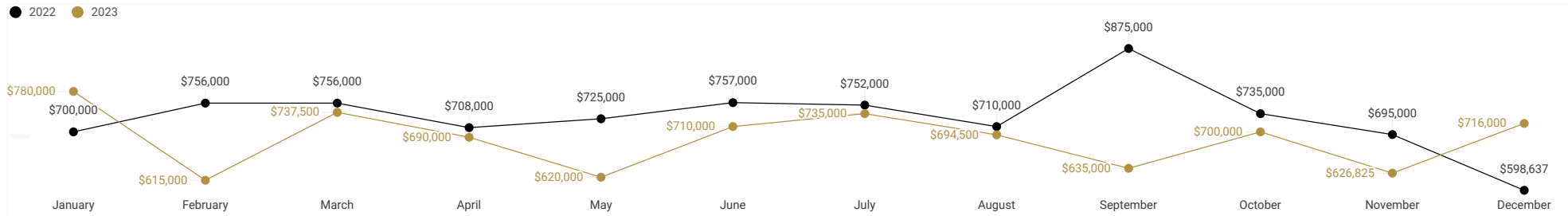


Disclaimer: If your home is currently listed by another broker this is not intended as a solicitation. All information provided is deemed reliable, but is not guaranteed and should be independently verified. This data is based in whole or in part on data supplied by the Multiple Listing Service. Neither RE/MAX Estate Properties, the Board nor its MLS guarantee or is in any way responsible for its accuracy. Data maintained by the Board or its MLS may not reflect all real estate activities in the market. Please note that due to changes in how inventory is counted, there will be a higher than normal difference between 2023 data and 2022 data as related to inventory. MLS Search parameters used: Status: Active, Active Under Contract, Closed (set dates to whole month or period pulling data for) Property Sub Type: Single Family Residence, Condominium, Townhouse, Loft, Studio, Duplex, Quadruplex, Triplex City: Santa Monica, Inglewood Areas: C01, C05, C06, C08, C09, C10, C11, C12, C13, C15, C20, C28, C29, C31, C39, WLA Map Area: Crenshaw District, Leimert Park, View Park Data Pull Date: 01.01.24

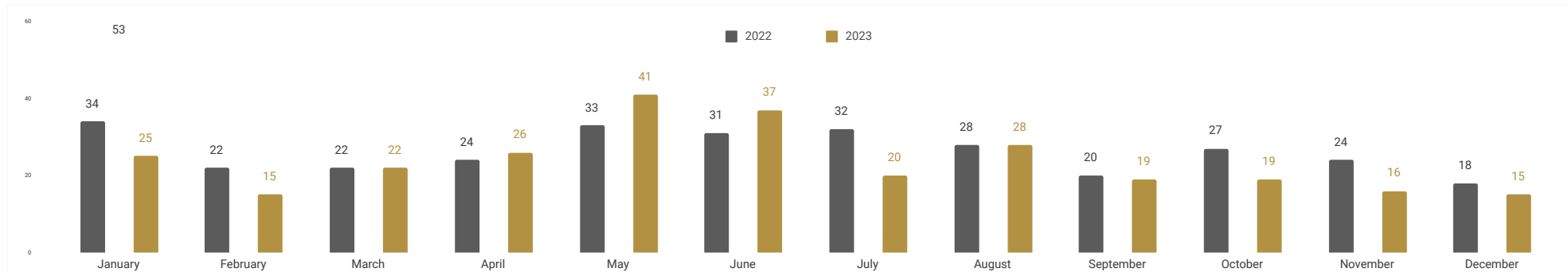
VERSUS LAST YEAR



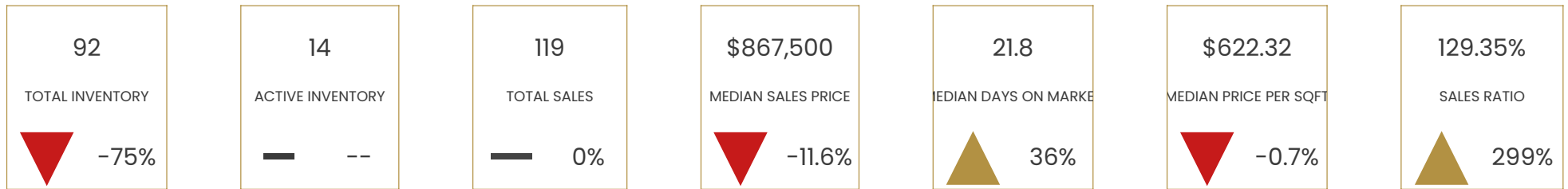
MEDIAN SALES PRICE – YEARLY TREND



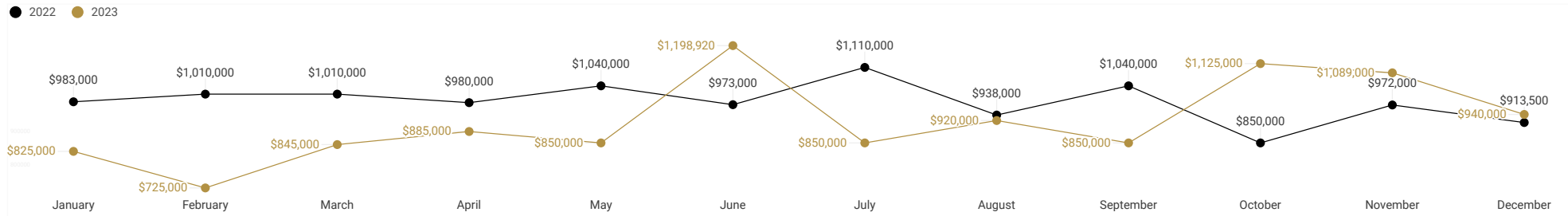
TOTAL INVENTORY – YEARLY TREND



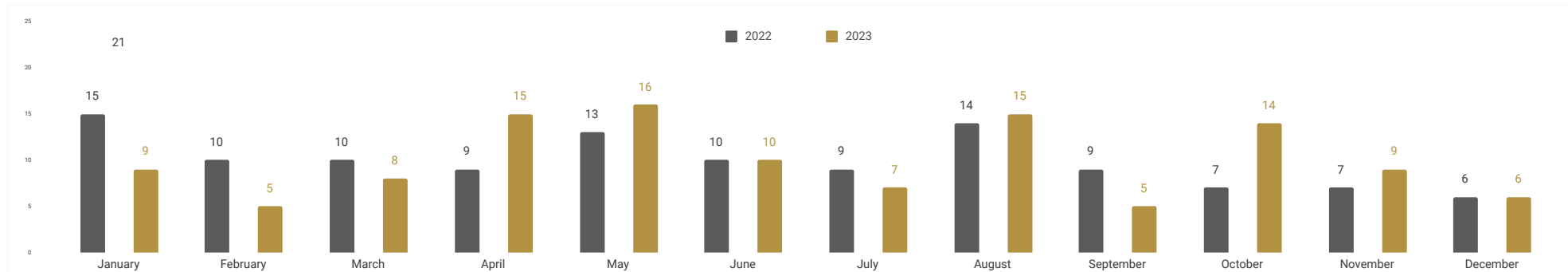
VERSUS LAST YEAR



MEDIAN SALES PRICE – YEARLY TREND

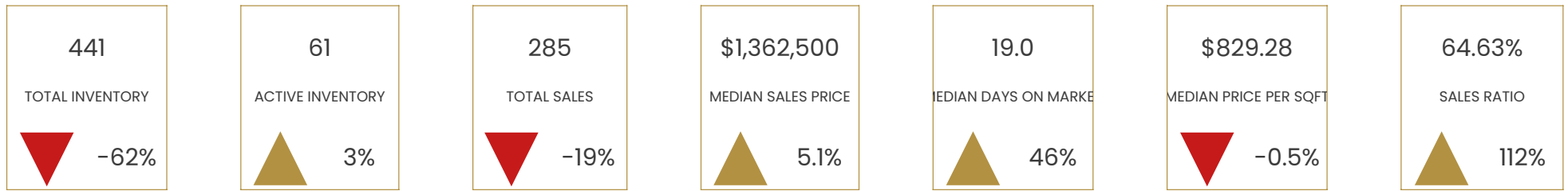


TOTAL INVENTORY – YEARLY TREND

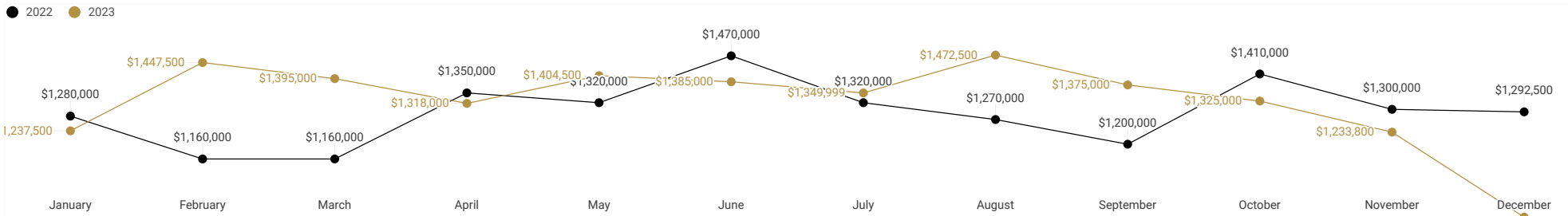


Disclaimer: If your home is currently listed by another broker this is not intended as a solicitation. All information provided is deemed reliable, but is not guaranteed and should be independently verified. This data is based in whole or in part on data supplied by the Multiple Listing Service. Neither RE/MAX Estate Properties, the Board nor its MLS guarantee or is in any way responsible for its accuracy. Data maintained by the Board or its MLS may not reflect all real estate activities in the market. Please note that due to changes in how inventory is counted, there will be a higher than normal difference between 2023 data and 2022 data as related to inventory. MLS Search parameters used: Status: Active, Active Under Contract, Closed (set dates to whole month or period pulling data for) Property Sub Type: Single Family Residence, Condominium, Townhouse, Loft, Studio, Duplex, Quadruplex, Triplex City: Santa Monica, Inglewood Areas: C01, C05, C06, C08, C09, C10, C11, C12, C13, C15, C20, C28, C29, C31, C39, WLA Map Area: Crenshaw District, Leimert Park, View Park Data Pull Date: 01.01.24

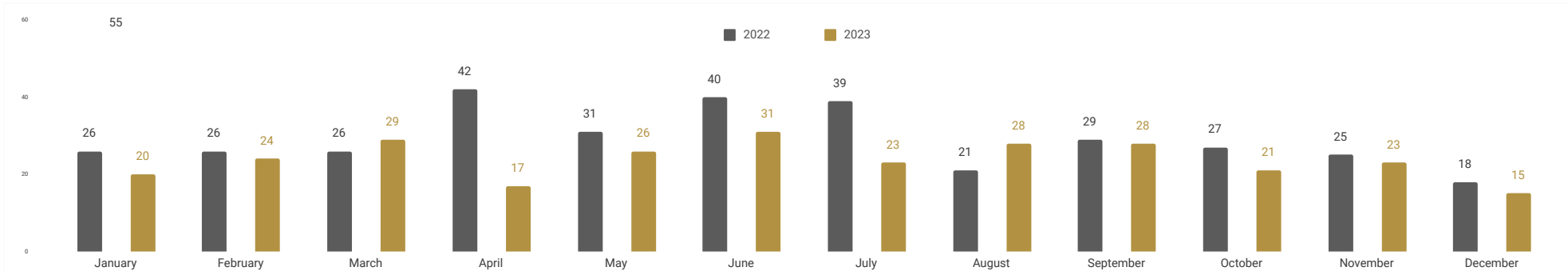
VERSUS LAST YEAR



MEDIAN SALES PRICE – YEARLY TREND

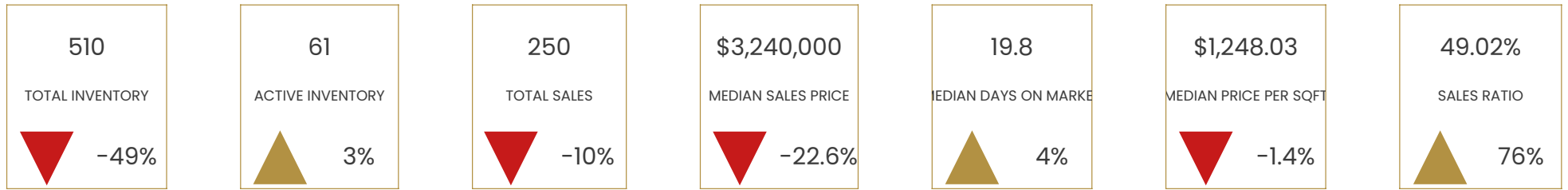


TOTAL INVENTORY – YEARLY TREND

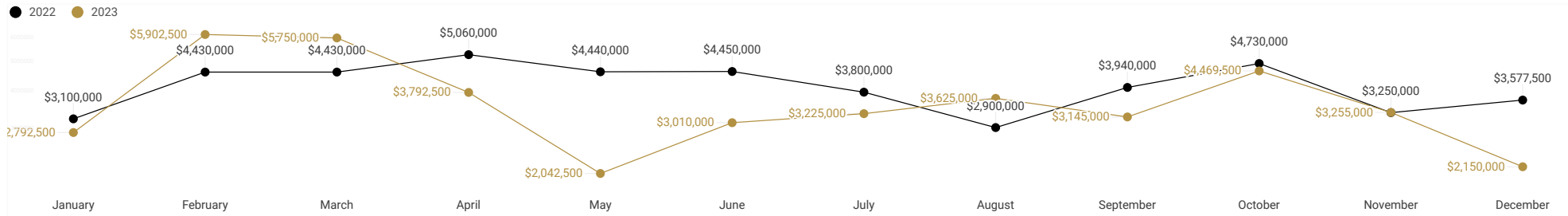


Disclaimer: If your home is currently listed by another broker this is not intended as a solicitation. All information provided is deemed reliable, but is not guaranteed and should be independently verified. This data is based in whole or in part on data supplied by the Multiple Listing Service. Neither RE/MAX Estate Properties, the Board nor its MLS guarantee or is in any way responsible for its accuracy. Data maintained by the Board or its MLS may not reflect all real estate activities in the market. Please note that due to changes in how inventory is counted, there will be a higher than normal difference between 2023 data and 2022 data as related to inventory. MLS Search parameters used: Status: Active, Active Under Contract, Closed (set dates to whole month or period pulling data for) Property Sub Type: Single Family Residence, Condominium, Townhouse, Loft, Studio, Duplex, Quadruplex, Triplex City: Santa Monica, Inglewood Areas: C01, C05, C06, C08, C09, C10, C11, C12, C13, C15, C20, C28, C29, C31, C39, WLA Map Area: Crenshaw District, Leimert Park, View Park Data Pull Date: 01.01.24

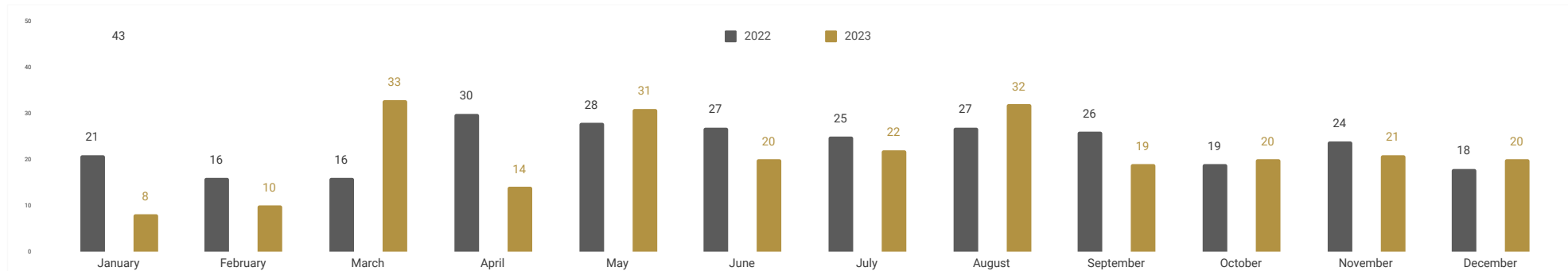
VERSUS LAST YEAR



MEDIAN SALES PRICE – YEARLY TREND

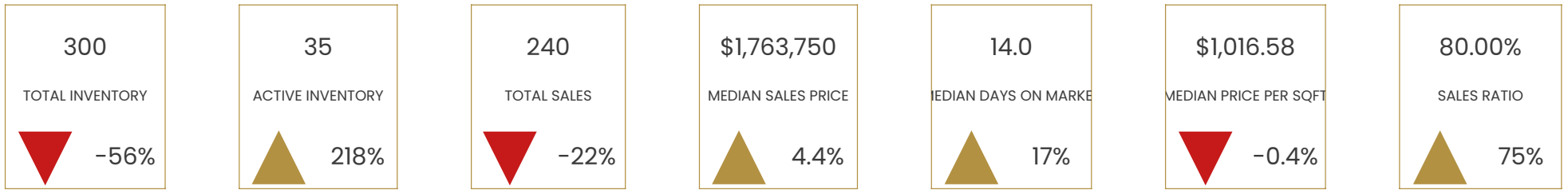


TOTAL INVENTORY – YEARLY TREND

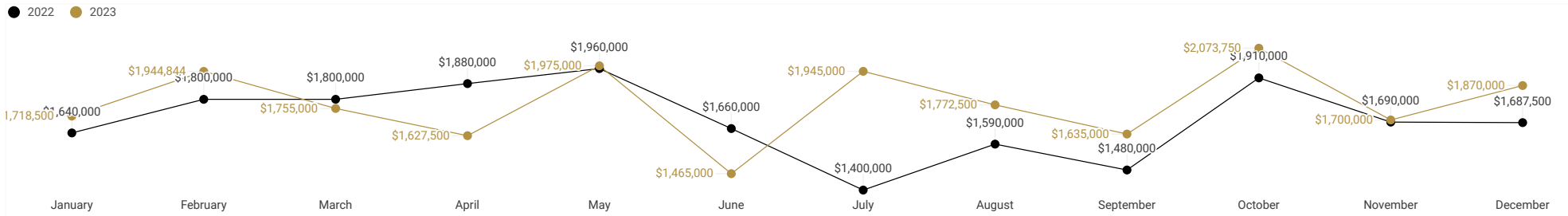




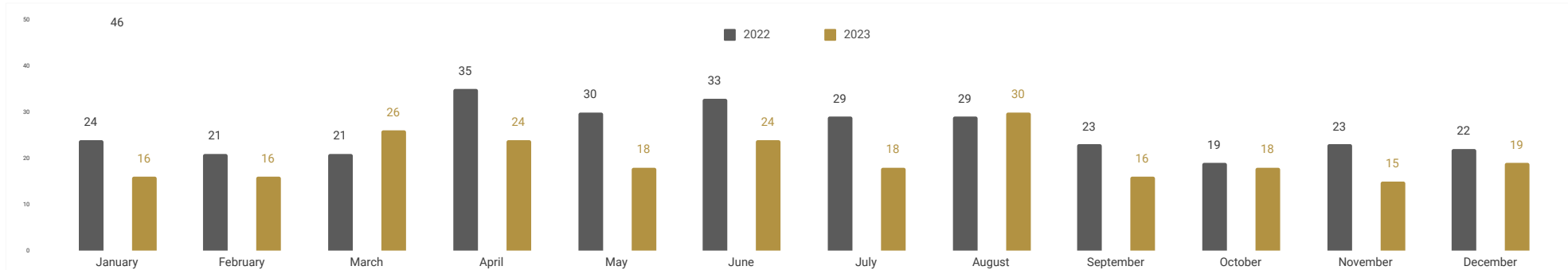
VERSUS LAST YEAR



MEDIAN SALES PRICE – YEARLY TREND

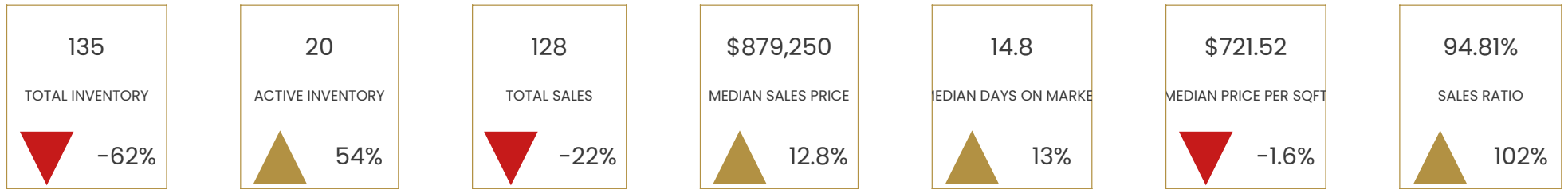


TOTAL INVENTORY – YEARLY TREND

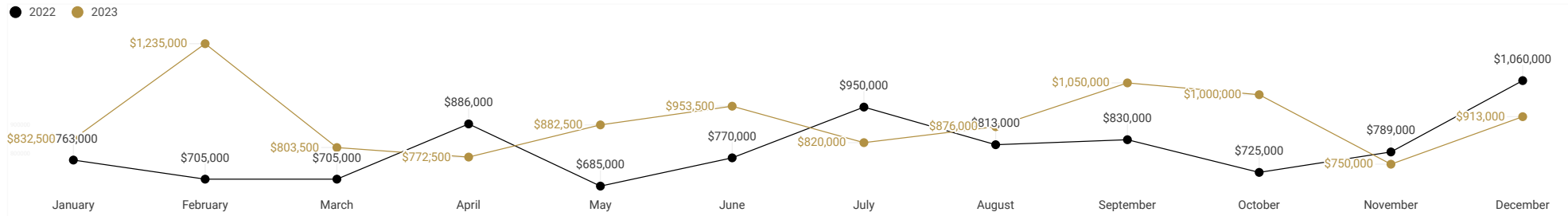


Disclaimer: If your home is currently listed by another broker this is not intended as a solicitation. All information provided is deemed reliable, but is not guaranteed and should be independently verified. This data is based in whole or in part on data supplied by the Multiple Listing Service. Neither RE/MAX Estate Properties, the Board nor its MLS guarantee or is in any way responsible for its accuracy. Data maintained by the Board or its MLS may not reflect all real estate activities in the market. Please note that due to changes in how inventory is counted, there will be a higher than normal difference between 2023 data and 2022 data as related to inventory. MLS Search parameters used: Status: Active, Active Under Contract, Closed (set dates to whole month or period pulling data for) Property Sub Type: Single Family Residence, Condominium, Townhouse, Loft, Studio, Duplex, Quadruplex, Triplex City: Santa Monica, Inglewood Areas: C01, C05, C06, C08, C09, C10, C11, C12, C13, C15, C20, C28, C29, C31, C39, WLA Map Area: Crenshaw District, Leimert Park, View Park Data Pull Date: 01.01.24

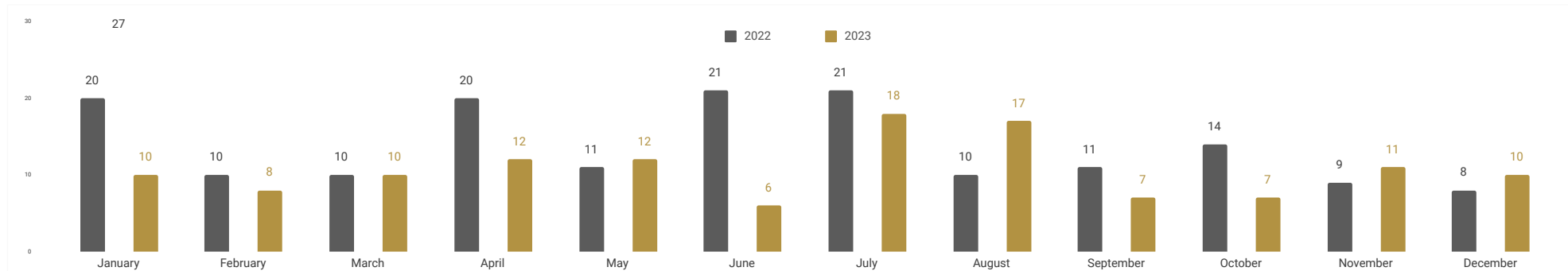
VERSUS LAST YEAR



MEDIAN SALES PRICE – YEARLY TREND

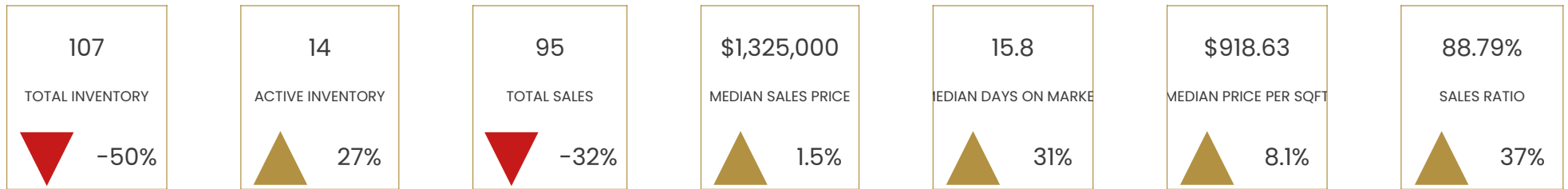


TOTAL INVENTORY – YEARLY TREND

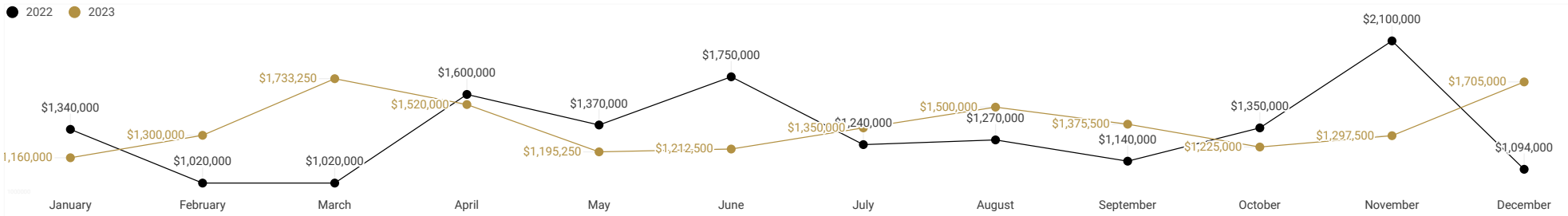


Disclaimer: If your home is currently listed by another broker this is not intended as a solicitation. All information provided is deemed reliable, but is not guaranteed and should be independently verified. This data is based in whole or in part on data supplied by the Multiple Listing Service. Neither RE/MAX Estate Properties, the Board nor its MLS guarantee or is in any way responsible for its accuracy. Data maintained by the Board or its MLS may not reflect all real estate activities in the market. Please note that due to changes in how inventory is counted, there will be a higher than normal difference between 2023 data and 2022 data as related to inventory. MLS Search parameters used: Status: Active, Active Under Contract, Closed (set dates to whole month or period pulling data for) Property Sub Type: Single Family Residence, Condominium, Townhouse, Loft, Studio, Duplex, Quadruplex, Triplex City: Santa Monica, Inglewood Areas: C01, C05, C06, C08, C09, C10, C11, C12, C13, C15, C20, C28, C29, C31, C39, WLA Map Area: Crenshaw District, Leimert Park, View Park Data Pull Date: 01.01.24

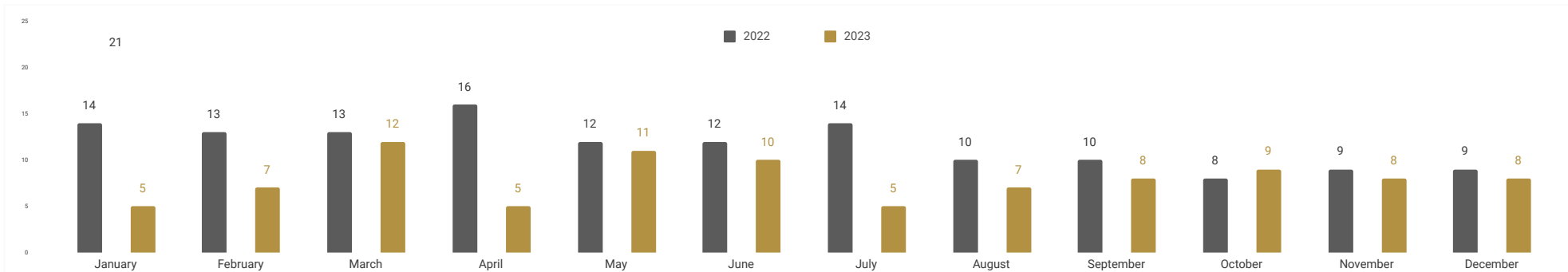
VERSUS LAST YEAR



MEDIAN SALES PRICE – YEARLY TREND

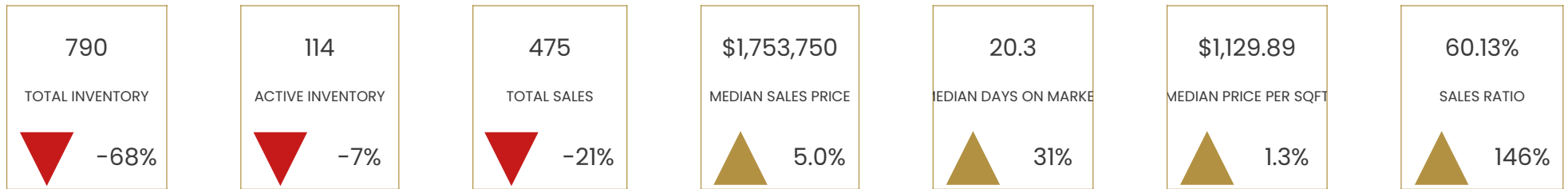


TOTAL INVENTORY – YEARLY TREND

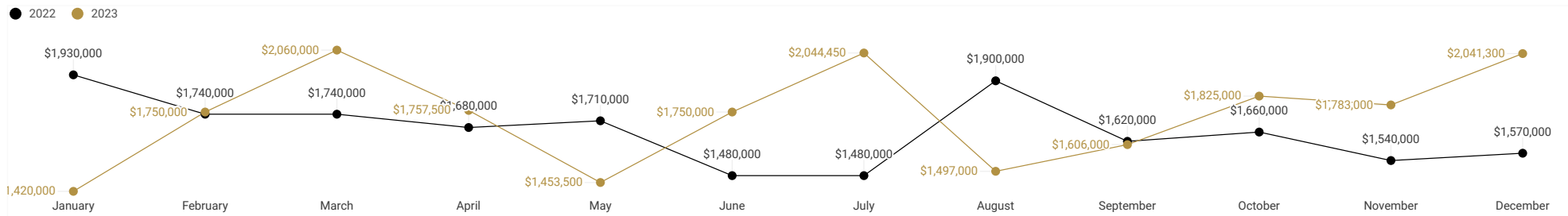


Disclaimer: If your home is currently listed by another broker this is not intended as a solicitation. All information provided is deemed reliable, but is not guaranteed and should be independently verified. This data is based in whole or in part on data supplied by the Multiple Listing Service. Neither RE/MAX Estate Properties, the Board nor its MLS guarantee or is in any way responsible for its accuracy. Data maintained by the Board or its MLS may not reflect all real estate activities in the market. Please note that due to changes in how inventory is counted, there will be a higher than normal difference between 2023 data and 2022 data as related to inventory. MLS Search parameters used: Status: Active, Active Under Contract, Closed (set dates to whole month or period pulling data for) Property Sub Type: Single Family Residence, Condominium, Townhouse, Loft, Studio, Duplex, Quadruplex, Triplex City: Santa Monica, Inglewood Areas: C01, C05, C06, C08, C09, C10, C11, C12, C13, C15, C20, C28, C29, C31, C39, WLA Map Area: Crenshaw District, Leimert Park, View Park Data Pull Date: 01.01.24

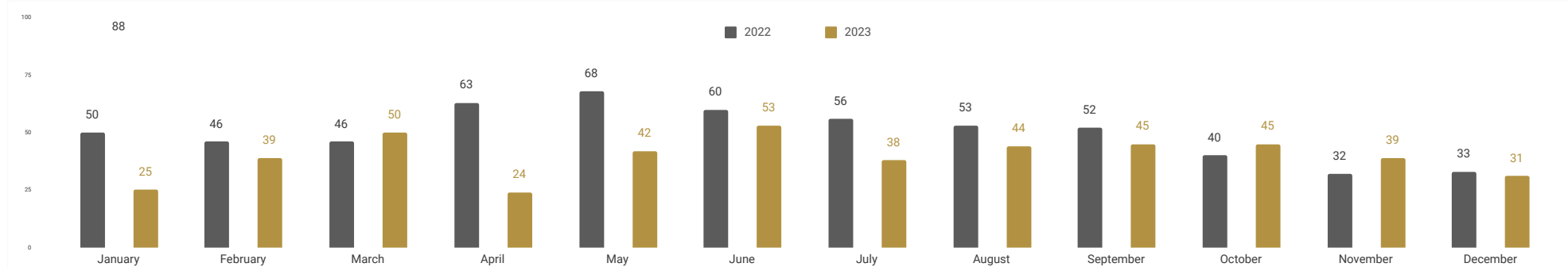
VERSUS LAST YEAR



MEDIAN SALES PRICE – YEARLY TREND

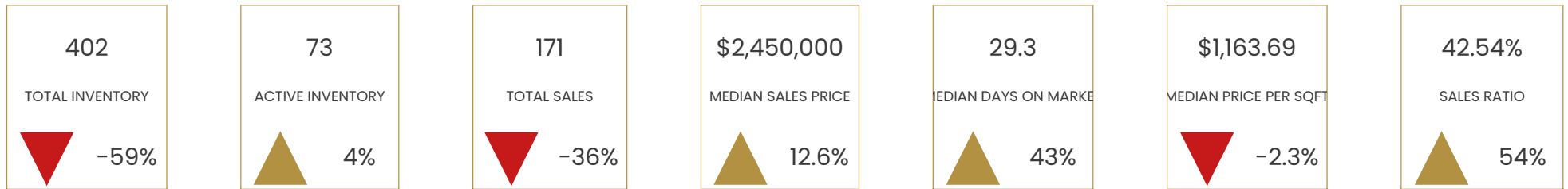


TOTAL INVENTORY – YEARLY TREND

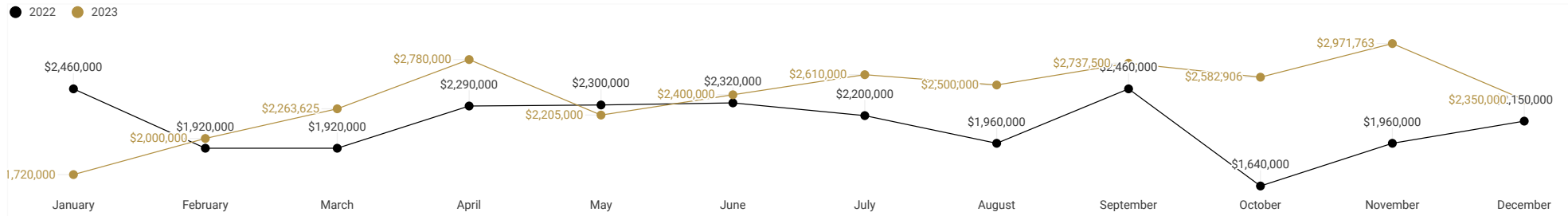


Disclaimer: If your home is currently listed by another broker this is not intended as a solicitation. All information provided is deemed reliable, but is not guaranteed and should be independently verified. This data is based in whole or in part on data supplied by the Multiple Listing Service. Neither RE/MAX Estate Properties, the Board nor its MLS guarantee or is in any way responsible for its accuracy. Data maintained by the Board or its MLS may not reflect all real estate activities in the market. Please note that due to changes in how inventory is counted, there will be a higher than normal difference between 2023 data and 2022 data as related to inventory. MLS Search parameters used: Status: Active, Active Under Contract, Closed (set dates to whole month or period pulling data for) Property Sub Type: Single Family Residence, Condominium, Townhouse, Loft, Studio, Duplex, Quadruplex, Triplex City: Santa Monica, Inglewood Areas: C01, C05, C06, C08, C09, C10, C11, C12, C13, C15, C20, C28, C29, C31, C39, WLA Map Area: Crenshaw District, Leimert Park, View Park Data Pull Date: 01.01.24

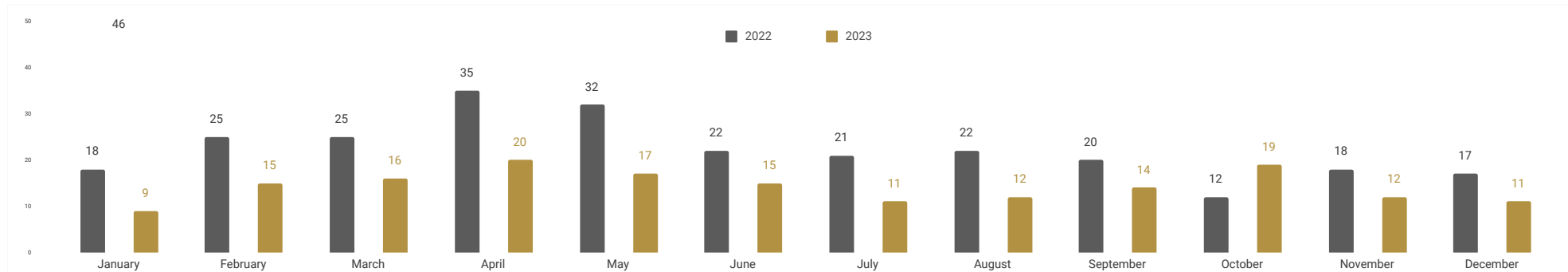
VERSUS LAST YEAR



MEDIAN SALES PRICE – YEARLY TREND

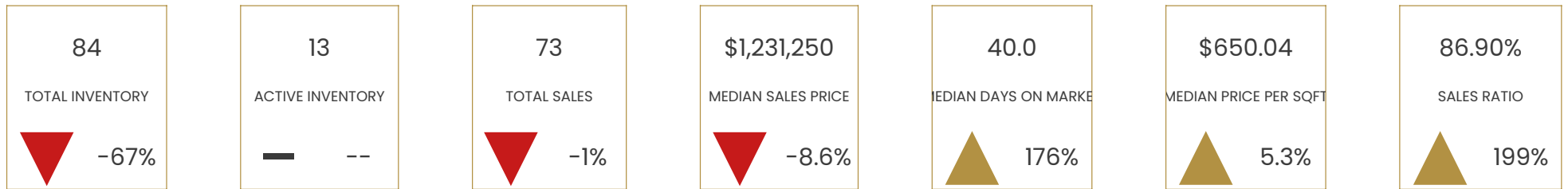


TOTAL INVENTORY – YEARLY TREND

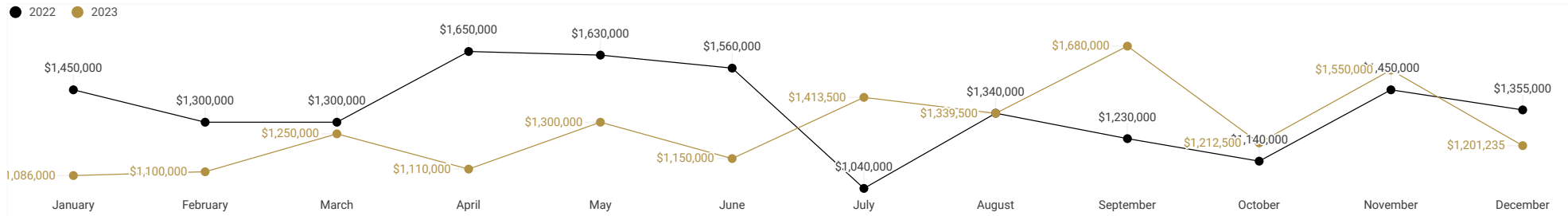


Disclaimer: If your home is currently listed by another broker this is not intended as a solicitation. All information provided is deemed reliable, but is not guaranteed and should be independently verified. This data is based in whole or in part on data supplied by the Multiple Listing Service. Neither RE/MAX Estate Properties, the Board nor its MLS guarantee or is in any way responsible for its accuracy. Data maintained by the Board or its MLS may not reflect all real estate activities in the market. Please note that due to changes in how inventory is counted, there will be a higher than normal difference between 2023 data and 2022 data as related to inventory. MLS Search parameters used: Status: Active, Active Under Contract, Closed (set dates to whole month or period pulling data for) Property Sub Type: Single Family Residence, Condominium, Townhouse, Loft, Studio, Duplex, Quadruplex, Triplex City: Santa Monica, Inglewood Areas: C01, C05, C06, C08, C09, C10, C11, C12, C13, C15, C20, C28, C29, C31, C39, WLA Map Area: Crenshaw District, Leimert Park, View Park Data Pull Date: 01.01.24

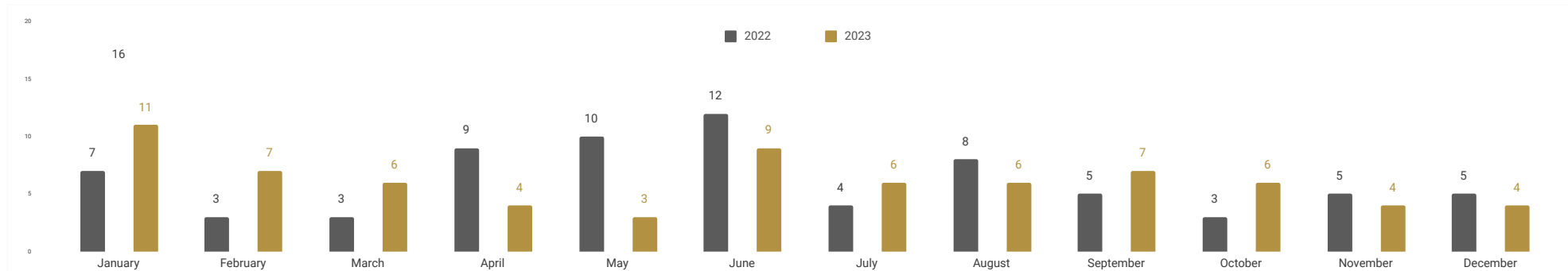
VERSUS LAST YEAR



MEDIAN SALES PRICE – YEARLY TREND

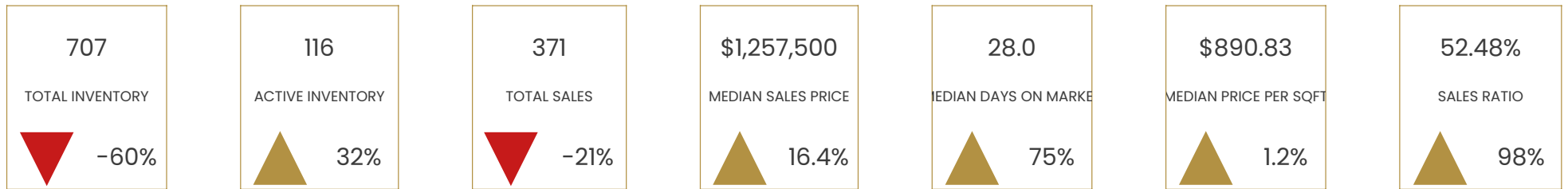


TOTAL INVENTORY – YEARLY TREND

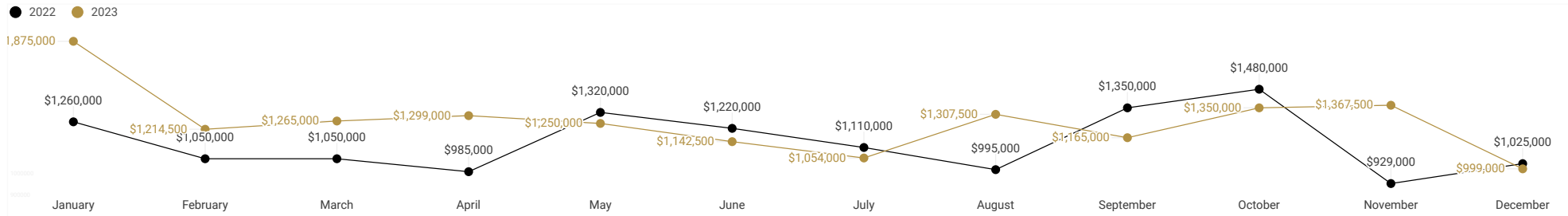


Disclaimer: If your home is currently listed by another broker this is not intended as a solicitation. All information provided is deemed reliable, but is not guaranteed and should be independently verified. This data is based in whole or in part on data supplied by the Multiple Listing Service. Neither RE/MAX Estate Properties, the Board nor its MLS guarantee or is in any way responsible for its accuracy. Data maintained by the Board or its MLS may not reflect all real estate activities in the market. Please note that due to changes in how inventory is counted, there will be a higher than normal difference between 2023 data and 2022 data as related to inventory. MLS Search parameters used: Status: Active, Active Under Contract, Closed (set dates to whole month or period pulling data for) Property Sub Type: Single Family Residence, Condominium, Townhouse, Loft, Studio, Duplex, Quadruplex, Triplex City: Santa Monica, Inglewood Areas: C01, C05, C06, C08, C09, C10, C11, C12, C13, C15, C20, C28, C29, C31, C39, WLA Map Area: Crenshaw District, Leimert Park, View Park Data Pull Date: 01.01.24

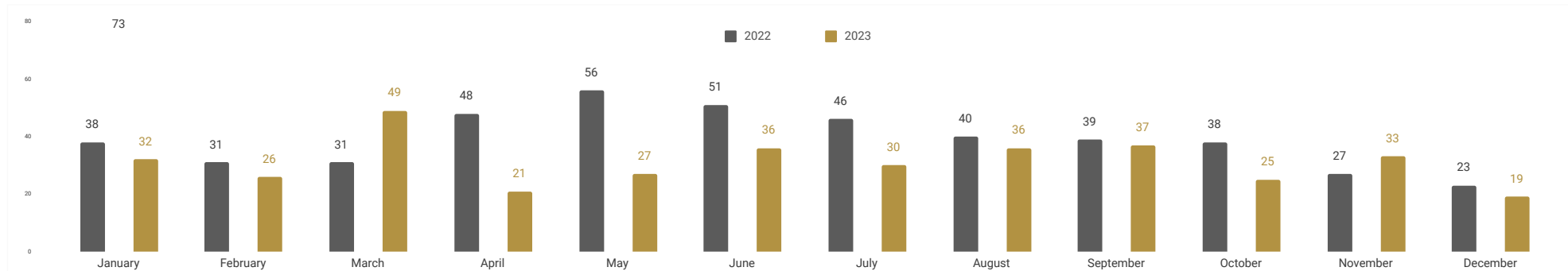
VERSUS LAST YEAR



MEDIAN SALES PRICE – YEARLY TREND

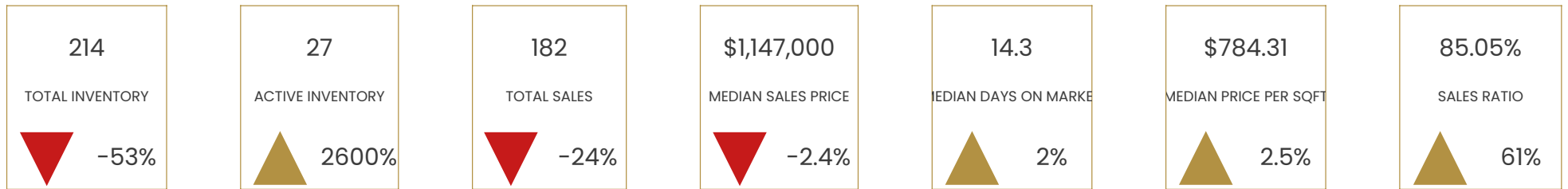


TOTAL INVENTORY – YEARLY TREND

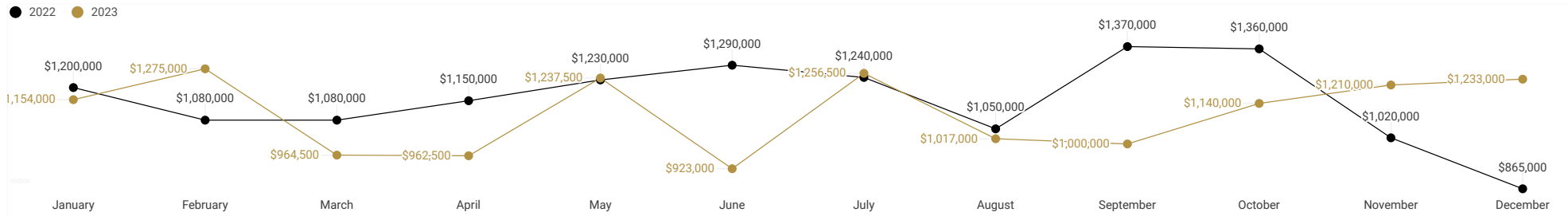


Disclaimer: If your home is currently listed by another broker this is not intended as a solicitation. All information provided is deemed reliable, but is not guaranteed and should be independently verified. This data is based in whole or in part on data supplied by the Multiple Listing Service. Neither RE/MAX Estate Properties, the Board nor its MLS guarantee or is in any way responsible for its accuracy. Data maintained by the Board or its MLS may not reflect all real estate activities in the market. Please note that due to changes in how inventory is counted, there will be a higher than normal difference between 2023 data and 2022 data as related to inventory. MLS Search parameters used: Status: Active, Active Under Contract, Closed (set dates to whole month or period pulling data for) Property Sub Type: Single Family Residence, Condominium, Townhouse, Loft, Studio, Duplex, Quadruplex, Triplex City: Santa Monica, Inglewood Areas: C01, C05, C06, C08, C09, C10, C11, C12, C13, C15, C20, C28, C29, C31, C39, WLA Map Area: Crenshaw District, Leimert Park, View Park Data Pull Date: 01.01.24

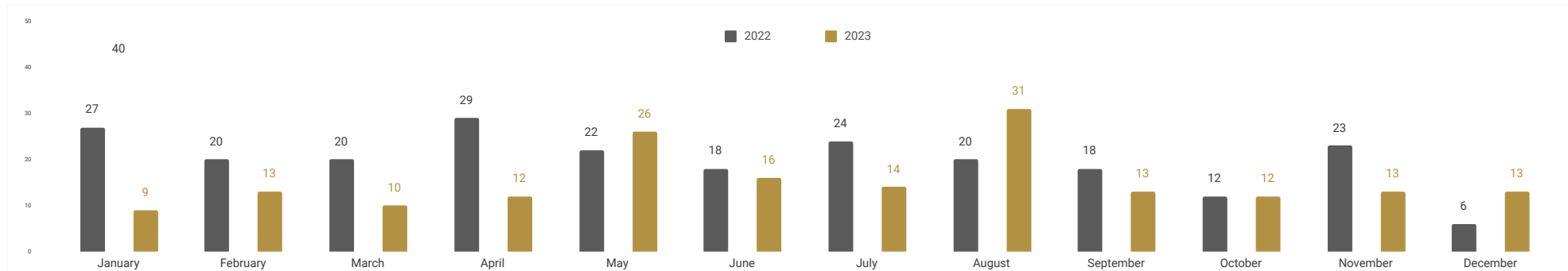
VERSUS LAST YEAR



MEDIAN SALES PRICE – YEARLY TREND

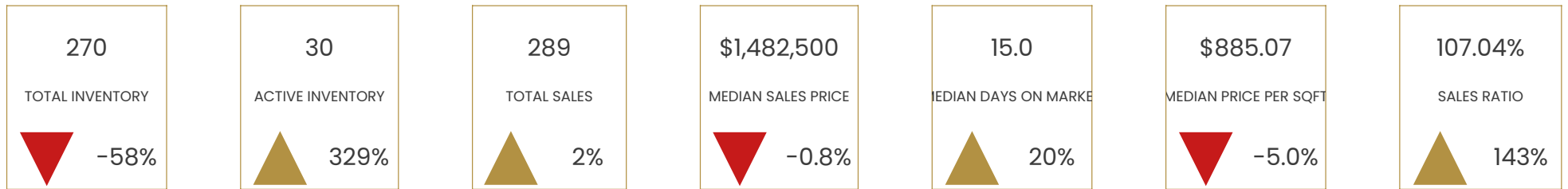


TOTAL INVENTORY – YEARLY TREND

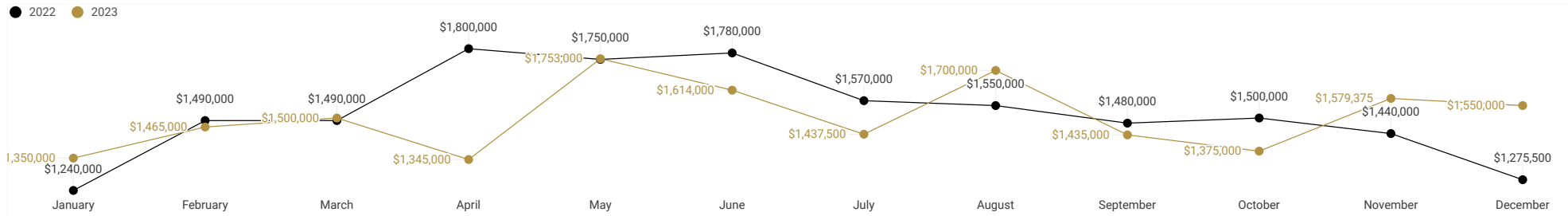


Disclaimer: If your home is currently listed by another broker this is not intended as a solicitation. All information provided is deemed reliable, but is not guaranteed and should be independently verified. This data is based in whole or in part on data supplied by the Multiple Listing Service. Neither RE/MAX Estate Properties, the Board nor its MLS guarantee or is in any way responsible for its accuracy. Data maintained by the Board or its MLS may not reflect all real estate activities in the market. Please note that due to changes in how inventory is counted, there will be a higher than normal difference between 2023 data and 2022 data as related to inventory. MLS Search parameters used: Status: Active, Active Under Contract, Closed (set dates to whole month or period pulling data for) Property Sub Type: Single Family Residence, Condominium, Townhouse, Loft, Studio, Duplex, Quadruplex, Triplex City: Santa Monica, Inglewood Areas: C01, C05, C06, C08, C09, C10, C11, C12, C13, C15, C20, C28, C29, C31, C39, WLA Map Area: Crenshaw District, Leimert Park, View Park Data Pull Date: 01.01.24

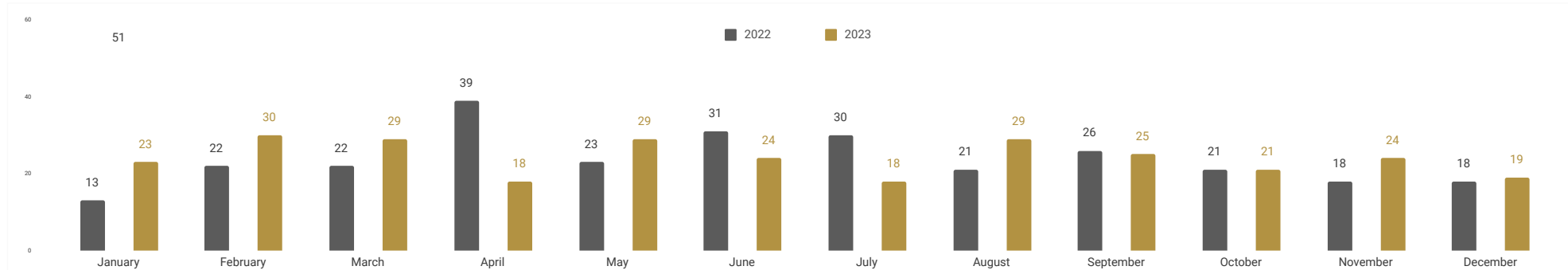
VERSUS LAST YEAR



MEDIAN SALES PRICE – YEARLY TREND

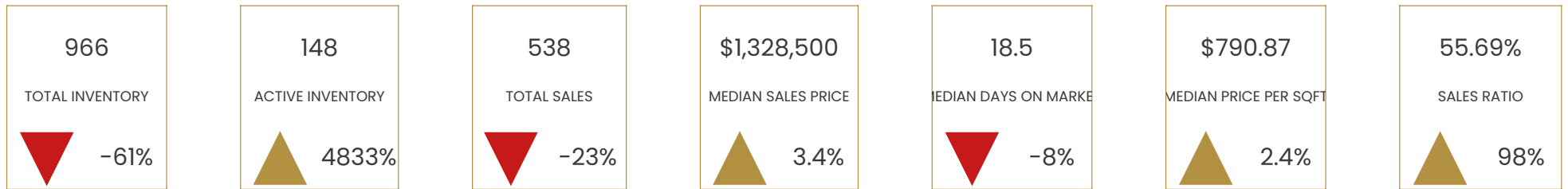


TOTAL INVENTORY – YEARLY TREND

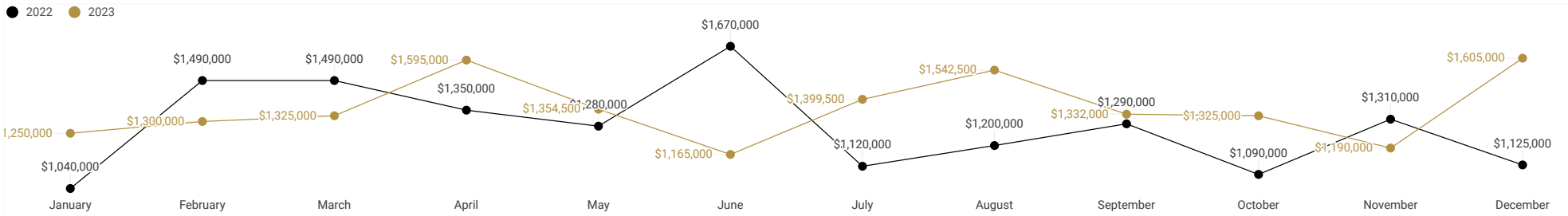


Disclaimer: If your home is currently listed by another broker this is not intended as a solicitation. All information provided is deemed reliable, but is not guaranteed and should be independently verified. This data is based in whole or in part on data supplied by the Multiple Listing Service. Neither RE/MAX Estate Properties, the Board nor its MLS guarantee or is in any way responsible for its accuracy. Data maintained by the Board or its MLS may not reflect all real estate activities in the market. Please note that due to changes in how inventory is counted, there will be a higher than normal difference between 2023 data and 2022 data as related to inventory. MLS Search parameters used: Status: Active, Active Under Contract, Closed (set dates to whole month or period pulling data for) Property Sub Type: Single Family Residence, Condominium, Townhouse, Loft, Studio, Duplex, Quadruplex, Triplex City: Santa Monica, Inglewood Areas: C01, C05, C06, C08, C09, C10, C11, C12, C13, C15, C20, C28, C29, C31, C39, WLA Map Area: Crenshaw District, Leimert Park, View Park Data Pull Date: 01.01.24

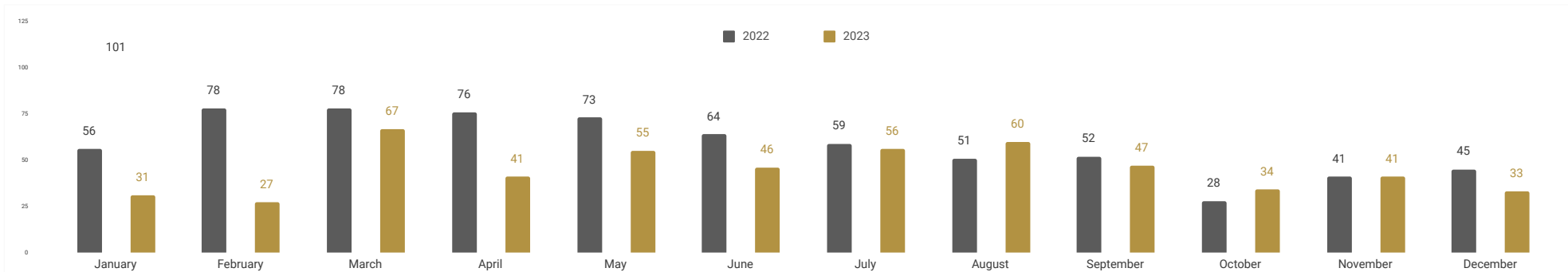
VERSUS LAST YEAR



MEDIAN SALES PRICE – YEARLY TREND



TOTAL INVENTORY – YEARLY TREND



Disclaimer: If your home is currently listed by another broker this is not intended as a solicitation. All information provided is deemed reliable, but is not guaranteed and should be independently verified. This data is based in whole or in part on data supplied by the Multiple Listing Service. Neither RE/MAX Estate Properties, the Board nor its MLS guarantee or is in any way responsible for its accuracy. Data maintained by the Board or its MLS may not reflect all real estate activities in the market. Please note that due to changes in how inventory is counted, there will be a higher than normal difference between 2023 data and 2022 data as related to inventory. MLS Search parameters used: Status: Active, Active Under Contract, Closed (set dates to whole month or period pulling data for) Property Sub Type: Single Family Residence, Condominium, Townhouse, Loft, Studio, Duplex, Quadruplex, Triplex City: Santa Monica, Inglewood Areas: C01, C05, C06, C08, C09, C10, C11, C12, C13, C15, C20, C28, C29, C31, C39, WLA Map Area: Crenshaw District, Leimert Park, View Park Data Pull Date: 01.01.24